



LSI Administrator's Report

Learning Styles Inventory

Susan Sample



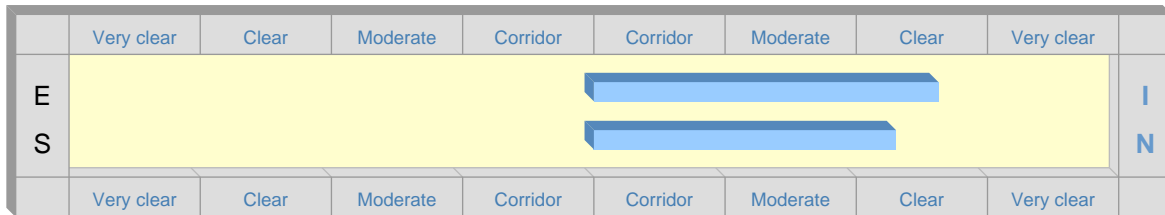
Administrator's Report

Learning Styles Indicator - Version IW

Susan Sample

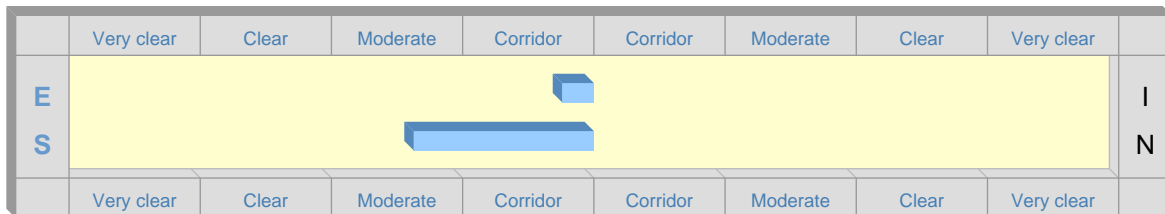
The Way It Is

When answering "The way it IS" Susan Sample reported as (IN). The detailed scores are shown below.



The Way I Want

When answering "The way I WANT" Susan Sample reported as an Activator (ES). The detailed scores are shown below.



These scores are based on a sample of 1260 people from the UK general population. The scores are divided into 4 score bands such that, for those within any letter preference, 25% obtain a corridor score, 25% obtain a moderate score, 25% obtain a clear score and 25% obtain a very clear score.

More details of the normative sample and Susan Sample's scores are presented on the following page.

Score Details for Susan Sample

The Way It Is						
Scale	Type	Continuous score	Clarity of preference (percentiles in brackets)	Letter raw scores		Difference
Extravert - Introvert	I	72	Clear (65)	E1	I17	16
Sensing - iNtuition	N	66	Clear (57)	S2	N12	10

Response Frequencies

(Figures in brackets are population means)

	+3	+2	+1	+1	+2	+3	
E	0 (2.3)	1 (3.7)	0 (2.7)	5 (2.8)	10 (3.0)	0 (1.5)	I
S	0 (2.0)	0 (4.2)	4 (3.1)	6 (2.5)	6 (2.8)	0 (1.4)	N

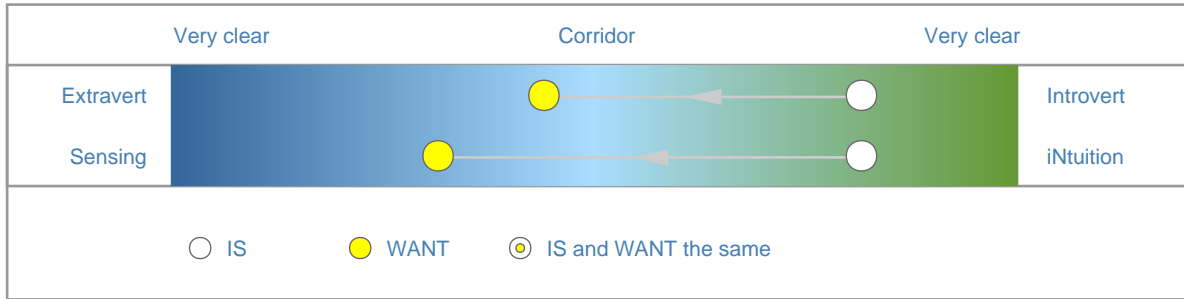
The Way I Want						
Scale	Type	Continuous score	Clarity of preference (percentiles in brackets)	Letter raw scores		Difference
Extravert - Introvert	E	54	Corridor (6)	E8	I6	2
Sensing - iNtuition	S	53	Moderate (34)	S8	N5	3

Response Frequencies

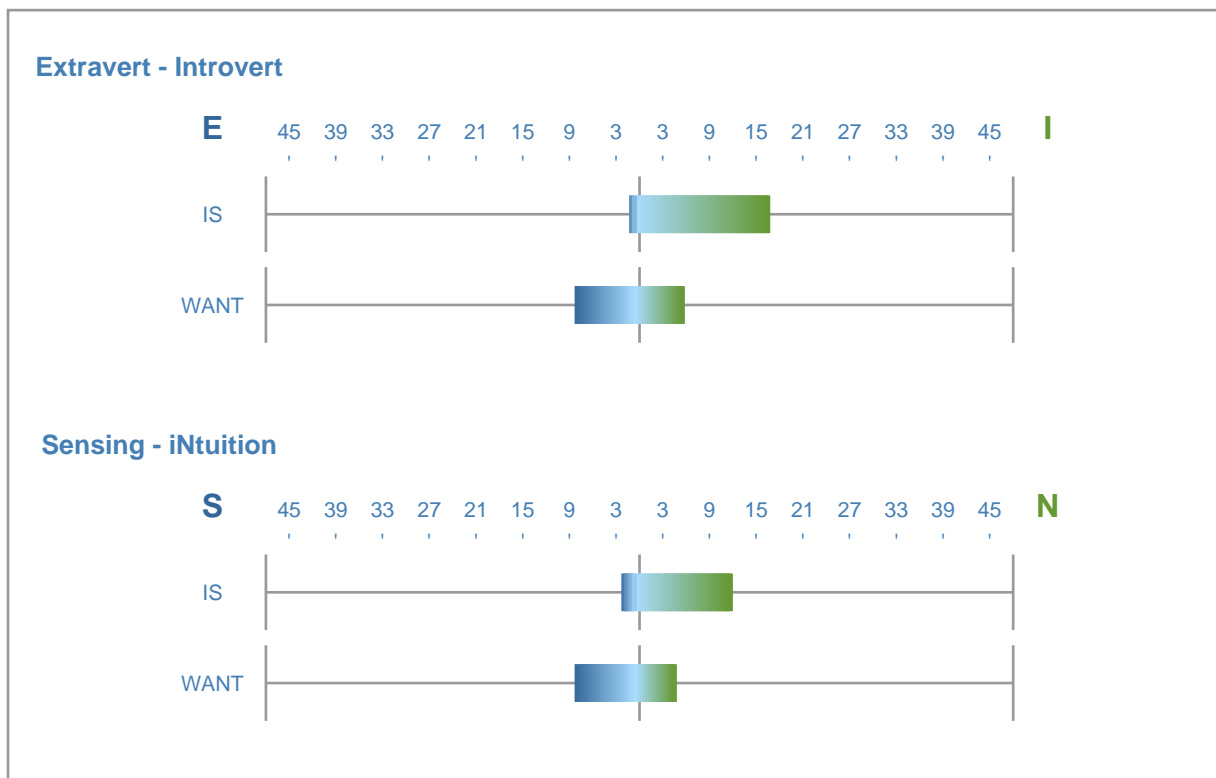
(Figures in brackets are population means)

	+3	+2	+1	+1	+2	+3	
E	0 (2.3)	3 (4.0)	8 (5.0)	1 (3.0)	4 (1.2)	0 (0.5)	I
S	1 (1.2)	1 (2.3)	8 (4.0)	4 (4.5)	2 (2.7)	0 (1.2)	N

Raw score change indicator between IS and Want



Raw Score Comparisons



Normative sample details

The Way It Is			
Scale	Mean	SD	Sample Size
Extravert-Introvert continuous	54.86	15.31	1260
E - Extravert only	43.92	9.00	708
I - Introvert only	68.88	8.98	552
Sensing-iNtuition continuous	53.05	12.70	1260
S - Sensing only	45.13	7.39	727
N - iNtuition only	66.21	7.82	473

The Way I Want			
Scale	Mean	SD	Sample Size
Extravert-Introvert continuous	46.47	9.86	1260
E - Extravert only	43.94	7.60	1094
I - Introvert only	63.17	6.01	166
Sensing-iNtuition continuous	57.17	9.13	1260
S - Sensing only	49.89	5.67	601
N - iNtuition only	63.81	6.15	659

Date tested: 30/4/2010